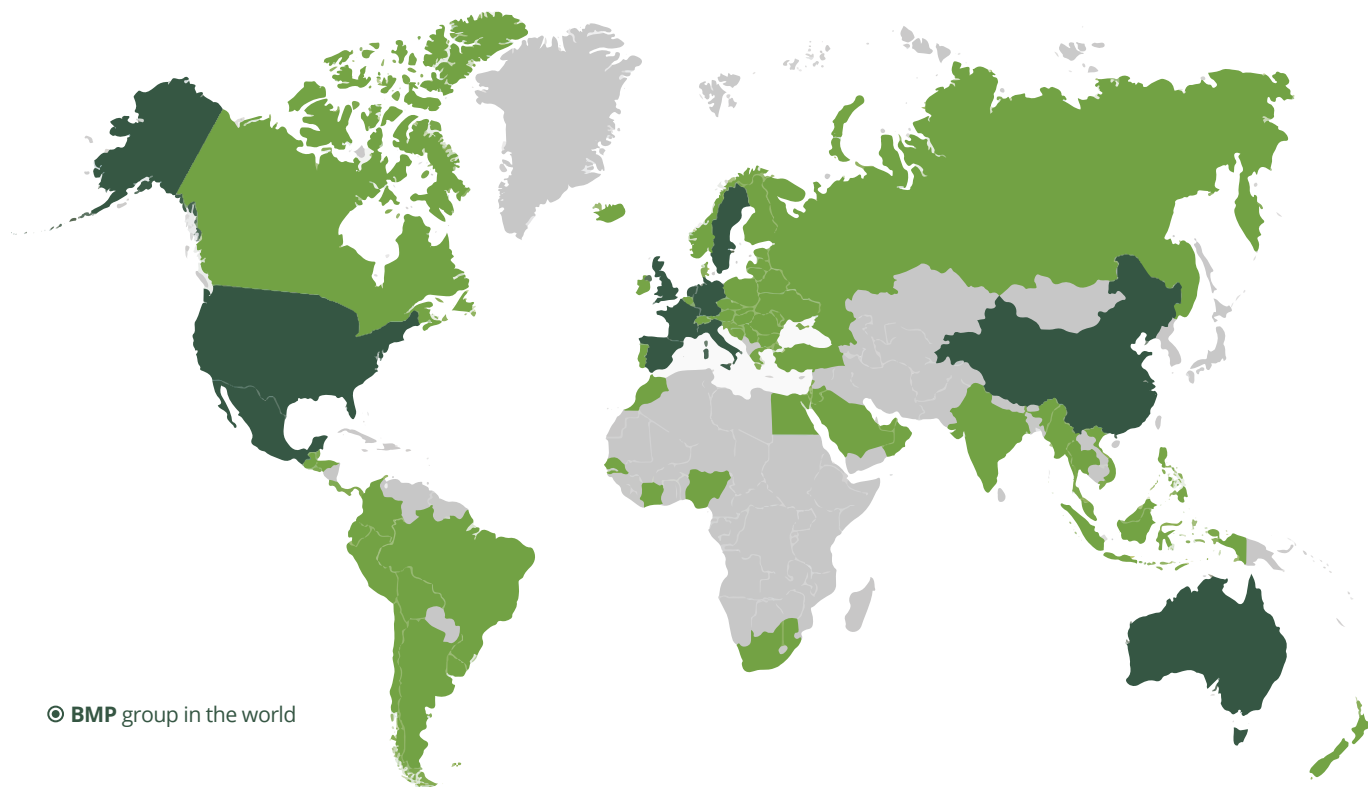




HIGH
SPEED
DOORS

MEGAPACK

WHY CHOOSE US?



© BMP group in the world

BMP Europe, an industrial group present in over 30 countries worldwide, has been designing, manufacturing and installing flexible industrial closures for over 25 years.

The group's head office is located in Italy in Villanova D'Asti (Piedmont) and covers an area of 30,000 square metres.

In Italy, the industrial group is organized into branches and local units in Modena, Brescia and Benevento. There are also subsidiaries in several countries around the world including Germany, France, Spain, Holland, UK, Sweden, USA, Mexico, Australia, Korea and China.

Thanks to an extensive sales and distribution network,

BMP can boast over 20,000 doors installed each year. Since 1997, hundreds of thousands of high-speed doors have been installed in Europe alone, hundreds of thousands of high-speed doors within companies specialized in a wide variety of industrial sectors.

Choosing BMP means placing your trust in one of the world's worldwide reference in the industrial closure sector, with 15 active patents worldwide and over 300 sales outlets in the world.

To meet the specific needs of its corporate BMP designs and creates ad hoc solutions to meet the specific needs of its customers. Solve the problems associated with each sector industry.



They rely on us:



TECHNICAL DATA



OUTDOORS



LARGE OPENINGS



WIND RESISTANCE



SAFE



DOUBLE CURTAIN



LOW MAINTENANCE



FOLDING TECHNOLOGY

The **MEGAPACK** door is conceived and designed for extreme industrial environments, where there are large openings where it is necessary to carry out large logistical movements. The product guarantees long life, energy saving, reliability with minimal maintenance. Each door is individually designed to best suit the structure on which it is to be which it is to be installed and guarantee the wind resistance of the location or agreed project.

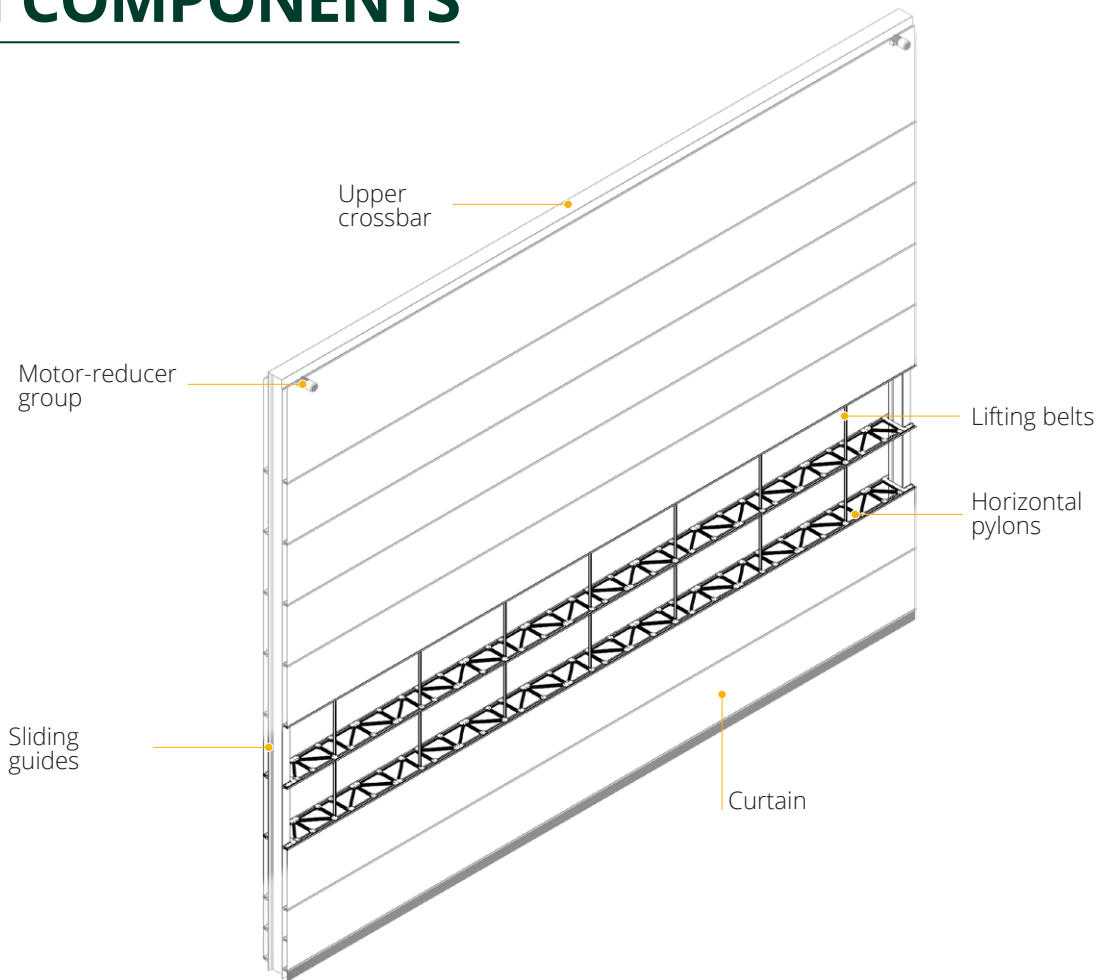


WATCH THE VIDEO!



| | |
|-----------------------|--|
| MAXIMUM DIMENSIONS | W 35.000 x H 20.000 mm |
| SPEED | Max opening speed up to 0,3 m/s |
| | Closing speed 0,3 m/s |
| WIND RESISTANCE | Up to Class 4 / Project-based upper classes |
| STRUCTURE | Not self-supporting |
| CURTAIN | Standard Curtain PVC fabric 900 gr/m ² |
| | Optional Insulated curtain PVC 1350 gr/m ² |
| CONTROL PANEL | Standard Painted Steel Panel IP65 (400 x 500 x 2000 mm) |
| | Optional Electromechanical control panel with PLC control possibility |
| | Power supply 3-ph, 400V |
| | Auxiliary power supply 24 Vac |
| OPERATING TEMPERATURE | -30°C a +70°C |
| NOISE ABATEMENT | Standard curtain 22dB with 7mm insulated curtain |

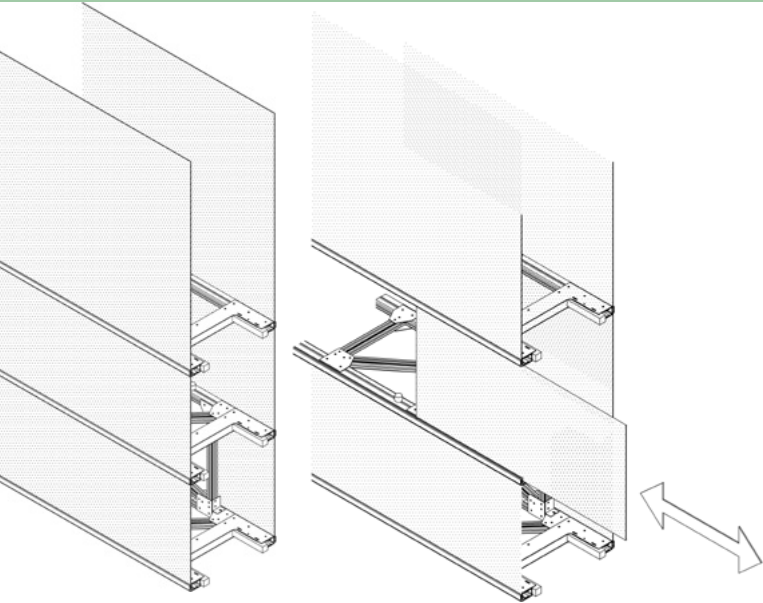
MAIN COMPONENTS



MANTLE/MODULAR CURTAIN

The standard curtain consists of two sheets (1 and 2) made of polyester and PVC coated and inserted in double ogive profiles placed at the end of the horizontal trusses that run on the two lateral columns, discharging the wind thrust by means of very high density polyethylene profiles, minimizing friction and noise of the door's ascent and descent.

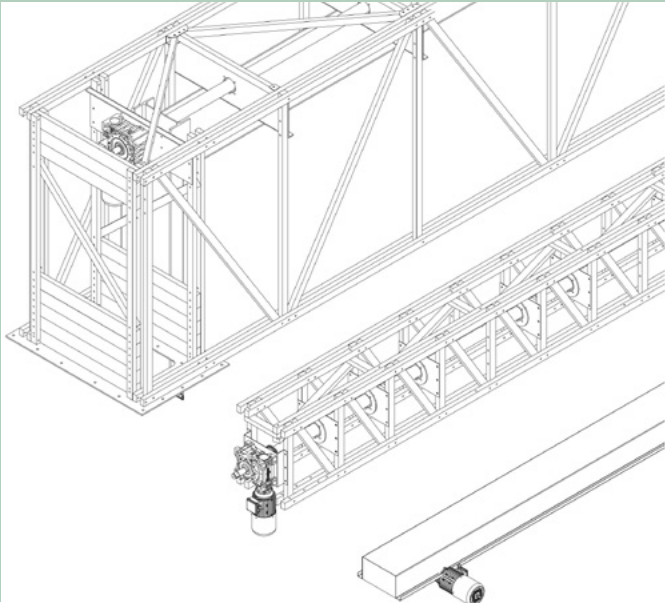
The mantle is composed of individual sectors inserted in double-degree profiles. This system makes it possible to replace the individual sectors that make up the curtain in case of damage or wear and tear without having to replace the entire curtain.



UPPER CROSSBAR

Hot-dip galvanized steel upper crossbeam suitable to contain the gearmotor assembly, bearings, roller, lifting belts, and mantle attachments. Crossbeam available in the following versions:

- Non-self-supporting
- Self-supporting weight bearing of the crossbar
- Self-supporting weight-bearing of the complete door

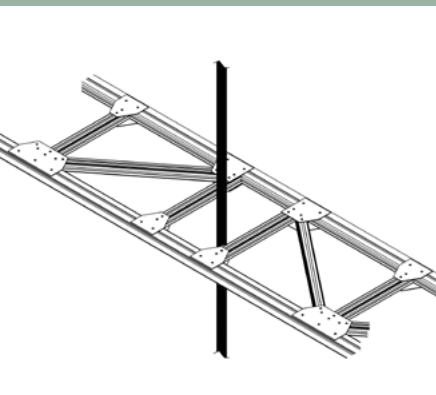


HORIZONTAL TRUSSES/LIFTING BELTS

The horizontal trellises are formed by aluminum profiles bolted and give the wind resistance of the mantle sized according to the area of installation and/or on customer specific request.

The straps are attached to the reel by means of bolted plates and to the lower trellis by means of a height-adjustable shaped detail.

The two stremities of the straps are slotted and stitched with certified stitching strength up to 1500 kg each strap.



| POSSIBILITY OF POLYESTER USE IN THE PRESENCE OF CHEMICAL AGENTS | | | |
|---|------------|--------------|----------------|
| Acids | Alkalis | Aldehydes | Strong Alkalis |
| * | ✓ | ✗ | ** |
| Whiteners | Solvents | Hydrocarbons | |
| ✓ | ✓ | ✓ | |
| Petrol | Detergents | Sea water | Ethers |
| ✓ | ✓ | ✓ | ✗ |

* It is disintegrated by sulfuric acid
** It is degraded by strong alcohols at elevated temperatures


Media type: 100% polyester, Nominal thickness: 4 mm, Nominal width: 90 mm, Nominal load resistance: up to 11000 kg, Safety factor: 7: 1

MOTOR-GEAR UNIT

Ventilated three-phase self-braking motors powered at 400 V sized according to the size of the door and coupled on the belt reel by means of elastic couplings. Type of operation S1 (continuous service).

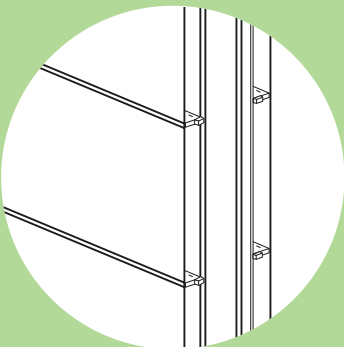
Gearmotor unit with cast iron case and painted suitable for heavy-duty applications.

The number of gearmotor units depends on the size of the door and are distributed along the winder roller inserted in the crossbar (average speeds 0.1 - 0.2 m/s)



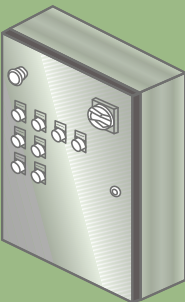
SLIDING GUIDES

The columns are made of galvanized steel on which the horizontal trusses run are appropriately sized and shaped to provide the required wind resistance. Different construction forms are available according to the structural conformation of the shed opening.



CONTROL CENTER

The switchboard consists of a painted metal case with dimensions of about 300x400x200 with electrical protection rating up to IP65, an electronic board for managing the operation logic, power contactors, and motor-saving relays. Power circuit power supply 400V three-phase 50 Hz Auxiliary power supply 24Vac For special operation logic electromechanical board with possibility of control from PLCI boards comply with IEC EN 60204.



PVC CHARACTERISTICS

STANDARD PVC

Composition and tests

| EXTERNAL SIDE | | | |
|--|-----------|----------------|-----------|
| Material | Finishing | Color | Thick |
| PVC | Opaque | 18 standard | 0,7 mm |
| FABRIC | | | |
| Material | N. tarps | Title | EN 2286-2 |
| PES | 1 | 1100Dtex 12x12 | 900 g/m² |
| INTERNAL SIDE | | | |
| Material | Finishing | Color | Thick |
| PVC | Rough | 18 standard | 0,2 mm |
| COLD RESISTANCE ISO 4675/90 -50°C ±5 | | | |
| HYDROLYSIS TEST 75°C 95% humidity none variation | | | |
| GAS OIL TEST - none variation | | | |
| MARINE WATER TEST - none variation | | | |
| OZONE TEST ISO 3011 none crack | | | |
| T. STORAGE (°C) -30 +65 | | | |
| FLAME TEST ISO 3795 < 100 mm/min | | | |
| PERFORATION RINA 3.A1.2.7 (N) > 100 | | | |
| EXERCISE 7 days -70°C ISO 6065 none variation | | | |

Characteristics

| |
|--|
| THICK ISO 2286/3 (mm) 0,9±0,1 |
| WEIGHT ISO 2286/2 (kg/m2) 0,90±0,1 |
| LOAD BREAK ISO 1421 6000 N/50mm |
| WARP EXTENSION ISO 1421 4300 N/50mm |
| TEXTURE EXTENSION ISO 1421 4000 N/50mm |
| WARP BREAK dIN 53363 (N) > 600 |
| TEXTURE BREAK dIN 53363 (N) > 530 |
| ADHESION dIN EN ISO 2411 130 N/50mm |
| EEC CONFORMITY - Yes |
| SPECIFIC USE industry, refrigerators, car washes, supermarkets, warehouses |
| ASSOCIATION - |

Colors



Translucent

FDA (Food Drug Administration) certified pvc available

INSULATED PVC


Composition and tests

| EXTERNAL SIDE | | | |
|--|-----------|----------------|-----------|
| Material | Finishing | Color | Thick |
| PVC | Straight | 6 standard | 0,5 mm |
| FABRIC | | | |
| Material | N. tarps | Title | EN 2286-2 |
| PES | 1 | 1100Dtex 12x12 | 1350 g/m² |
| INTERNAL SIDE | | | |
| Material | Finishing | Color | Thick |
| PVC | Sponge | 6 standard | 7 mm |
| COLD RESISTANCE ISO 4675/90 -10°C ±5 | | | |
| HYDROLYSIS TEST 75°C 95% humidity none variation | | | |
| GAS OIL TEST - none variation | | | |
| MARINE WATER TEST - none variation | | | |
| OZONE TEST ISO 3011 none crack | | | |
| T. STORAGE (°C) -30 +65 | | | |
| FLAME TEST ISO 3795 cl 2, NFPA 701 test 2 | | | |
| PERFORATION RINA 3.A1.2.7 (N) > 100 | | | |
| EXERCISE 7 days -70°C ISO 6065 none variation | | | |

Characteristics

| |
|--|
| THICK ISO 2286/3 (mm) 7,0±0,1 |
| WEIGHT ISO 2286/2 (kg/m2) 1,7±0,1 |
| LOAD BREAK ISO 1421 6000 N/50mm |
| WARP EXTENSION ISO 1421/V1 3000 N/50mm |
| TEXTURE EXTENSION ISO 1421/V1 2800 N/50mm |
| WARP BREAK dIN 53363 300 N |
| TEXTURE BREAK dIN 53363 300 N |
| ADHESION PA 09.03 (internal) 15 N/cm |
| THERMAL CONDUCTIVITY - 0,03782 W.m ⁻¹ |
| ISOLATION INDEX - Rw= 17,5 dB |
| EMPLOYMENT industry, refrigerators, car washes, supermarkets, warehouses |
| ASSOCIATION - |

Colors



WIND LOAD

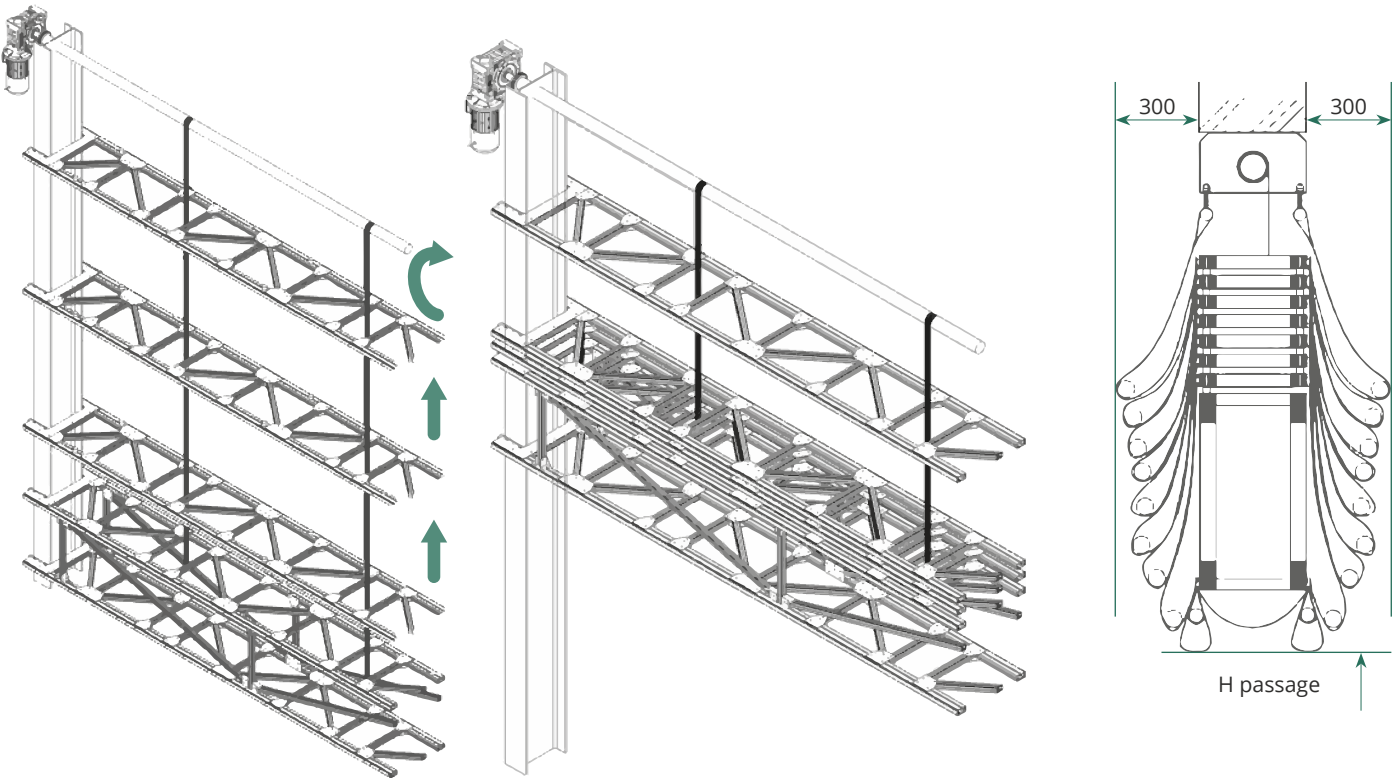
| WIND CLASS EN 12424 | PRESSURE [PA - N/M2] | WIND SPEED m/s | WIND SPEED km/h | BEAUFORT |
|------------------------|-------------------------|----------------|-----------------|----------|
| 0 | 0 | 0 | 0 | 0 |
| 1 | 300 | 22 | 80 | 9 |
| 2 | 450 | 27 | 100 | 10 |
| 3 | 700 | 34 | 120 | 12 |
| 4 | 1000 | 41 | 150 | 13 |
| 5 | > 1000 | | | |

Under project requirement

| BEAUFORT | PRESSURE [PA - N/m²] | MEDIUM WIND SPEED m/s | | | EN 12424 |
|----------|-------------------------|-----------------------|-------------|-----------|----------|
| | | Knot | m/s | km/h | |
| 0 | 0 - 0 | 0 - <1 | 0.0 - 0.2 | 0 | 0 |
| 1 | 0.1 - 0.1 | 1 - <4 | 0.3 - 1.5 | 1 - 5 | 1 |
| 2 | 2.0 - 5.9 | 4 - <7 | 1.6 - 3.3 | 6 - 11 | 1 |
| 3 | 6.9 - 17.7 | 7 - <11 | 3.4 - 5.4 | 12 - 19 | 1 |
| 4 | 18.6 - 38.3 | 11 - <16 | 5.5 - 7.9 | 20 - 28 | 1 |
| 5 | 39.2 - 70.6 | 16 - <22 | 8.0 - 10.7 | 29 - 38 | 1 |
| 6 | 71.6 - 116.7 | 22 - <28 | 10.8 - 13.8 | 39 - 49 | 1 |
| 7 | 117.7 - 179.5 | 28 - <34 | 13.9 - 17.1 | 50 - 61 | 1 |
| 8 | 180.5 - 262.9 | 34 - <41 | 17.2 - 20.7 | 62 - 74 | 1 |
| 9 | 263.9 - 364.9 | 41 - <48 | 20.8 - 24.4 | 75 - 88 | 1-2 |
| 10 | 366.9 - 495.4 | 48 - <56 | 24.5 - 28.4 | 89 - 102 | 2-3 |
| 11 | 496.4 - 652.4 | 56 - <64 | 28.5 - 32.6 | 103 - 117 | 3 |
| 12 | 653.3 - 836.7 | > 64 | 32.7 - 36.9 | 118 - 133 | 3-4 |
| 13 | 837.8 - 1039.9 | > 64 | 37.0 - 41.4 | 134 - 149 | 4-5 |

OPERATION

The tension belts are attached to the winder shaft and are anchored by means of adjustable attachments to the lower truss, which by lifting up collects the subsequent ones packing the door leaf.
Further details will be provided during the design and fabrication of the gates.
The upper truss is attached to the cross beam, and the lifting straps are attached to the lower double truss.



OPTIONAL ACCESSORIES

RADAR



OPENING POINT
RADAR TOF/SPOT
for internal use only



INFRARED RADAR
with cross-movement
adjustment



INFRARED RADAR
motion and presence
(pedestrian/forklift) radar

TRAFFIC LIGHTS



GREEN FIXED STANDARD
traffic light



RED FIXED STANDARD
traffic light



LED TRAFFIC LIGHT
with countdown



LED TRAFFIC LIGHT
BARRIERS
(connection card included)

BUTTONS



OPENING GREEN
BUTTON
with box



OPENING BLACK
BUTTON
with box



FREEZE STOP
BUTTON
with box



NO TOUCH
BUTTON



TRAFFIC LIGHT
BUTTON
DUAL-FUNCTION
opening and
intermittent door
opening/closing
signaling



WIND GAUGE



KEY SELECTOR



REMOTE CONTROL




BOLLARD B-PROTECT



PULL CORD SWITCH



MAGNETIC LOOP DETECTOR



Quality products since 1997

BMP EUROPE HIGH SPEED DOORS
Strada della Freisa 1 - Villanova d'Asti 14019 (AT)
+39 0141 948843
www.bmpdoors.com - info@bmpeurope.eu

01/2024